



# Club Health Assessment for District 300A 1 through February 2025

			Status	Membership							Reports					Finance		LCIF
Club Number	Club Name	Charter Date		Current Member Count	YTD Members Added	YTD Members Dropped	YTD Net Growth	YTD Net Growth%	Member Count 12 Months Ago	Avg. length of service for dropped members	Months Since Last MMR ***	Yrs. Since Last Officer Report	President Rotation	Vice President Reported ****	Months Since Last Activity Report ***	Account Balance	Donations for current Fiscal Year	
			Number of times on status quo within last two years	If below 15 members appears					If net loss is greater than 20% appears		If no report in 3 months appears in	When more than one year appears in	Number of repeat terms	Notes the officers that do not have an active	If no report at 12 months appears in red			
Clubs less than two years old																		
155359	Taipei Bai-Fu	09/07/2023	Active	47	9	7	2	4.44%	0	1	1			P,S,T,M,VP SC	6		\$1,000.00	
179825	Taipei Dragon Rise	12/27/2024	Newly Chartered	20	20	0	20	100.00%	0		2			T,M,VP,SC	N/A			
155360	Taipei Great Wisdom	09/07/2023	Active	37	3	2	1	2.78%	0	1	4			S,T,M,VP,SC	N/R			
156160	Taipei Medicine	01/22/2024	Active	31	1	0	1	3.33%	0		6		2	S,T,M,VP,SC	N/A			
156162	Taipei Starlux	03/18/2024	Active	25	12	17	-5	-16.67%	0	0	1		2	S,T,M,VP,SC	N/A			
157392	Taipei Success Palace	03/19/2024	Active	106	26	0	26	32.50%	0		6			P,S,T,M,VP SC	N/R		\$2,000.00	
Clubs more than two years old																		
23395	PEITOU	05/18/1968	Active	32	8	2	6	23.08%	0	3	0			P,S,T,M,VP SC	17		\$4,000.00	
			Exc Award (06/30/2016, 06/30/2017, 06/30/2018)															
23453	TAIPEI 32ND OF TAIPEI	09/19/1972	Active	29	5	2	3	11.54%	0	3	1			S,T,M,VP,SC	17		\$3,500.00	
			Exc Award (06/30/2017, 06/30/2018, 06/30/2019)															
46144	TAIPEI AI HSIN	05/02/1986	Active	28	7	0	7	33.33%	0		0			P,S,T,M,VP SC	24+		\$6,300.00	
			Exc Award (06/30/2017, 06/30/2018)															
39739	TAIPEI BRIGHT	04/03/1981	Active	26	1	0	1	4.00%	0		1			S,T,M,VP,SC	17		\$4,000.00	
			Exc Award (06/30/2018, 06/30/2020, 06/30/2021)															
48887	TAIPEI CENDY	09/08/1988	Active	32	6	6	0	0.00%	0	5	1			S,T,M,VP,SC	17		\$5,000.00	
			Exc Award (06/30/2017, 06/30/2018, 06/30/2019)															
103310	TAIPEI CHAMPION	07/22/2008	Active	20	5	2	3	17.65%	0	4	1			P,S,T,M,VP SC	17		\$1,000.00	
			Exc Award (06/30/2017)															
41751	TAIPEI CHANG PAI SHAN	07/08/1982	Active	10	6	6	0	0.00%	0	8	0			P,S,T,M,VP SC	17		\$1,000.00	
			Exc Award (06/30/2017)															
48850	TAIPEI CHARITY	08/08/1988	Active	22	4	7	-3	-12.00%	0	8	1			P,S,T,M,VP SC	17		\$12,600.00	
			Exc Award (06/30/2016)															
60857	TAIPEI CHENG SHIH	06/08/1998	Active	21	3	1	2	10.53%	0	40	1			S,T,M,VP,SC	2		\$1,000.00	
			Exc Award (06/30/2016, 06/30/2017, 06/30/2018)															
54728	TAIPEI CHENTE	07/09/1993	Active	28	1	0	1	3.70%	0		7			P,S,T,M,VP SC	17		\$13,000.00	



# Club Health Assessment for District 300A 1 through February 2025

			Status	Membership							Reports					Finance	LCIF
Club Number	Club Name	Charter Date		Current Member Count	YTD Members Added	YTD Members Dropped	YTD Net Growth	YTD Net Growth%	Member Count 12 Months Ago	Avg. length of service for dropped members	Months Since Last MMR ***	Yrs. Since Last Officer Report	President Rotation	Vice President Reported ****	Months Since Last Activity Report ***	Account Balance	Donations for current Fiscal Year
			Number of times on status quo within last two years	If below 15 members appears				If net loss is greater than 20% appears			If no report in 3 months appears in	When more than one year appears in	Number of repeat terms	Notes the officers that do not have an active	If no report at 12 months appears in red		
Exc Award (06/30/2018, 06/30/2024)																	
49777	TAIPEI CHI LIN	07/13/1989	Active	31	4	9	-5	-13.89%	0	1	1			P,S,T,M,VP SC	17		\$7,000.00
Exc Award (06/30/2016, 06/30/2017, 06/30/2020)																	
89121	TAIPEI CHIA LIEN	08/22/2005	Active	36	5	1	4	12.50%	0	0	1			P,S,T,M,VP SC	17		\$3,000.00
Exc Award (06/30/2016, 06/30/2017, 06/30/2020)																	
139196	Taipei Chien Ho	07/11/2019	Active	22	7	2	5	29.41%	0	3	4			P,S,T,M,VP SC	N/R		
37001	TAIPEI CHIEN KUNG	04/30/1979	Active	21	11	3	8	61.54%	0	7	1	1	None	P,S,T,M,VP SC	17		
50119	TAIPEI CHIN CHAN	01/22/1990	Active	21	4	2	2	10.53%	0	6	1			P,S,T,M,VP SC	18		\$2,000.00
Exc Award (06/30/2016, 06/30/2017, 06/30/2020)																	
23422	TAIPEI CHUNG HSIN	10/24/1972	Active	34	5	2	3	9.68%	0	21	2			N	S,M,VP,SC	14	\$2,800.00
Exc Award (06/30/2019)																	
23462	TAIPEI CHUNG SHAN	05/10/1968	Active	21	3	0	3	16.67%	0		0			P,S,T,M,VP SC	17		\$3,000.00
Exc Award (06/30/2017, 06/30/2018, 06/30/2020)																	
23433	TAIPEI CITY	04/24/1961	Active	21	0	0	0	0.00%	0		12			P,S,T,M,VP SC	17		
Exc Award (06/30/2016, 06/30/2018)																	
64317	TAIPEI ELITE	05/21/2001	Active	20	1	1	0	0.00%	0	3	1		2	P,S,T,M,VP SC	17		\$8,000.00
Exc Award (06/30/2023)																	
62800	TAIPEI ELITIST	02/21/2000	Active	21	2	2	0	0.00%	0	7	2			P,S,T,M,VP SC	17		\$5,000.00
88961	TAIPEI EVER HEART	07/15/2005	Active	13	7	3	4	44.44%	0	4	0			P,S,T,M,VP SC	24+		\$1,000.00
89056	TAIPEI FLYING EAGLE	08/08/2005	Active	37	3	1	2	5.71%	0	1	5			S,T,M,VP,SC	4		\$27,100.00
Exc Award (06/30/2017, 06/30/2018, 06/30/2020)																	
31593	TAIPEI FONG LAI	01/21/1976	Active	17	2	0	2	13.33%	0		0			S,T,M,VP,SC	17		\$5,000.00
Exc Award (06/30/2017, 06/30/2018)																	
120551	Taipei Global	10/11/2013	Active	21	8	2	6	40.00%	0	1	4			S,T,M,VP,SC	N/A		\$2,000.00
Exc Award (06/30/2017, 06/30/2018)																	
47819	TAIPEI GOLDEN CITY	10/26/1987	Active	20	2	0	2	11.11%	0		5			S,T,M,VP,SC	17		\$3,000.00
Exc Award (06/30/2017, 06/30/2018, 06/30/2020)																	
84064	TAIPEI GREAT LOVE	08/25/2004	Active	29	7	4	3	11.54%	0	2	4			P,S,T,M,VP SC	17		
Exc Award (06/30/2019, 06/30/2020)																	



# Club Health Assessment for District 300A 1 through February 2025

			Status	Membership							Reports					Finance	LCIF
Club Number	Club Name	Charter Date		Current Member Count	YTD Members Added	YTD Members Dropped	YTD Net Growth	YTD Net Growth%	Member Count 12 Months Ago	Avg. length of service for dropped members	Months Since Last MMR ***	Yrs. Since Last Officer Report	President Rotation	Vice President Reported ****	Months Since Last Activity Report ***	Account Balance	Donations for current Fiscal Year
			Number of times on status quo within last two years	If below 15 members appears				If net loss is greater than 20% appears			If no report in 3 months appears in	When more than one year appears in	Number of repeat terms	Notes the officers that do not have an active	If no report at 12 months appears in red		
143678	Taipei Greater China	12/11/2020	Active	26	6	5	1	4.00%	0	2	1			P,S,T,M,VP SC	N/A		\$7,100.00
139232	Taipei Ho-Lo	07/11/2019	Active	47	6	0	6	14.63%	0		5			S,T,M,VP,SC	5		\$11,000.00
	Exc Award (06/30/2020)																
23426	TAIPEI HOST	06/24/1953	Active	56	2	0	2	3.70%	0		5			S,T,M,VP,SC	16		\$4,000.00
	Exc Award (06/30/2018, 06/30/2020, 06/30/2023)																
126781	Taipei Hua Hsin	02/16/2016	Active	20	1	1	0	0.00%	0	2	4			S,T,M,VP,SC	N/A		\$1,000.00
	Exc Award (06/30/2019, 06/30/2020, 06/30/2023)																
97291	TAIPEI HUNG YUAN	06/12/2006	Active	30	5	3	2	7.14%	0	2	2			S,T,M,VP,SC	17		\$1,000.00
	Exc Award (06/30/2019, 06/30/2023, 06/30/2025)																
36158	TAIPEI HWA SHIAH L C	10/11/1978	Active	26	1	1	0	0.00%	0	6	1			S,T,M,VP,SC	18		\$1,000.00
	Exc Award (06/30/2016, 06/30/2017, 06/30/2020)																
47847	TAIPEI JOINERS	11/03/1987	Active	45	0	0	0	0.00%	0		5			P,S,T,M,VP SC	17		\$3,000.00
	Exc Award (06/30/2017, 06/30/2018, 06/30/2020)																
54094	TAIPEI KANG NING	02/16/1993	Active	35	5	2	3	9.38%	0	3	2			S,T,M,VP,SC	17		\$2,000.00
	Exc Award (06/30/2018, 06/30/2019, 06/30/2020)																
47007	TAIPEI KUO CHIANG	03/03/1987	Active	20	5	0	5	33.33%	0		0			S,T,M,VP,SC	18		\$1,000.00
	Exc Award (06/30/2017, 06/30/2018, 06/30/2020)																
135924	Taipei Liang Dian	07/13/2018	Active	39	4	1	3	8.33%	0	14	1			P,S,T,M,VP SC	N/A		\$10,000.00
	Exc Award (06/30/2019)																
41568	TAIPEI MIN SHEN	06/22/1982	Active	43	13	0	13	43.33%	0		1			S,T,M,VP,SC	18		\$5,000.00
	Exc Award (06/30/2018, 06/30/2020, 06/30/2023)																
31154	TAIPEI MING TEH	08/29/1975	Active	20	2	12	-10	-33.33%	0	4	7			P,S,T,M,VP SC	17		\$1,000.00
	Exc Award (06/30/2018)																
42002	TAIPEI NEI HU	11/22/1982	Active	78	17	3	14	21.88%	0	41	1			P,S,T,M,VP SC	17		\$1,000.00
	Exc Award (06/30/2016, 06/30/2023)																
106155	TAIPEI NEW FUHSING	07/28/2009	Active	41	10	5	5	13.89%	0	1	5			P,S,T,M,VP SC	17	90+ Days	\$5,000.00
	Exc Award (06/30/2016, 06/30/2019)																
133613	Taipei New Xiangshan	01/17/2018	Active	23	17	6	11	91.67%	0	3	1			T,M,VP,SC	N/A		
	Exc Award (06/30/2019)																



# Club Health Assessment for District 300A 1 through February 2025

			Status	Membership							Reports					Finance	LCIF
Club Number	Club Name	Charter Date		Current Member Count	YTD Members Added	YTD Members Dropped	YTD Net Growth	YTD Net Growth%	Member Count 12 Months Ago	Avg. length of service for dropped members	Months Since Last MMR ***	Yrs. Since Last Officer Report	President Rotation	Vice President Reported ****	Months Since Last Activity Report ***	Account Balance	Donations for current Fiscal Year
			Number of times on status quo within last two years	If below 15 members appears				If net loss is greater than 20% appears			If no report in 3 months appears in	When more than one year appears in	Number of repeat terms	Notes the officers that do not have an active	If no report at 12 months red		
23445	TAIPEI NORTHWEST	05/01/1964	Active	23	2	2	0	0.00%	0	26	0			P,S,T,M,VP SC	17	90+ Days	\$1,000.00
	Exc Award (06/30/2017, 06/30/2023, 06/30/2024)																
23446	TAIPEI OVERSEAS	04/29/1964	Active	30	5	0	5	20.00%	0		4			S,T,M,VP,SC	24+	90+ Days	\$1,000.00
	Exc Award (06/30/2017, 06/30/2018)																
33047	TAIPEI PEACE	11/29/1976	Active	49	13	24	-11	-18.33%	0	11	1			S,T,M,VP,SC	17		\$9,000.00
	Exc Award (06/30/2016, 06/30/2018, 06/30/2020)																
49115	TAIPEI RITZ	12/27/1988	Active	30	5	2	3	11.11%	0	23	2			S,T,M,VP,SC	2		\$5,000.00
	Exc Award (06/30/2016, 06/30/2018, 06/30/2020)																
120344	Taipei Ritzlady	09/13/2013	Active	31	5	0	5	19.23%	0		1			P,S,T,M,VP SC	17		\$17,000.00
	Exc Award (06/30/2017, 06/30/2018, 06/30/2020)																
42101	TAIPEI RONG CHERNG	12/27/1982	Active	45	7	9	-2	-4.26%	0	13	1			T,M,VP,SC	3		\$3,000.00
	Exc Award (06/30/2016, 06/30/2018, 06/30/2020)																
48974	TAIPEI RONG HUANG	10/25/1988	Active	31	5	1	4	14.81%	0	4	1			S,T,M,VP,SC	15	90+ Days	\$3,000.00
	Exc Award (06/30/2024)																
125525	Taipei Rongyu	08/18/2015	Active	28	3	2	1	3.70%	0	3	0			P,S,T,M,VP SC	N/A		\$2,000.00
	Exc Award (06/30/2017)																
109847	TAIPEI SEVEN HEART	12/10/2010	Active	32	6	10	-4	-11.11%	0	5	3			S,T,M,VP,SC	17		\$1,000.00
	Exc Award (06/30/2016, 06/30/2017, 06/30/2020)																
49313	TAIPEI SHENG SHIN	03/15/1989	Active	34	6	1	5	17.24%	0	0	3			P,S,T,M,VP SC	17		\$3,000.00
	Exc Award (06/30/2017, 06/30/2019)																
23448	TAIPEI SHIH LIN	08/31/1973	Active	30	5	2	3	11.11%	0	4	0			P,S,T,M,VP SC	24+		\$4,000.00
	Exc Award (06/30/2018, 06/30/2019)																
43915	TAIPEI SHIH PAI	05/08/1984	Active	40	8	1	7	21.21%	0	10	1		N	S,M,SC	0		\$16,000.00
	Exc Award (06/30/2017, 06/30/2023, 06/30/2024)																
84411	TAIPEI SHIN YUEH	11/11/2004	Active	15	4	0	4	36.36%	0		1			S,T,M,VP,SC	17		\$5,000.00
	Exc Award (06/30/2017, 06/30/2019, 06/30/2020)																
68920	TAIPEI SINCERE	06/10/2003	Active	18	2	1	1	5.88%	0	28	1			P,S,T,M,VP SC	17		\$1,800.00
	Exc Award (06/30/2016, 06/30/2017, 06/30/2020)																
100427	TAIPEI SONG YUEO	10/29/2007	Active	27	2	0	2	8.00%	0		5			S,T,M,VP,SC	17		\$1,000.00



# Club Health Assessment for District 300A 1 through February 2025

			Status	Membership							Reports					Finance	LCIF
Club Number	Club Name	Charter Date		Current Member Count	YTD Members Added	YTD Members Dropped	YTD Net Growth	YTD Net Growth%	Member Count 12 Months Ago	Avg. length of service for dropped members	Months Since Last MMR ***	Yrs. Since Last Officer Report	President Rotation	Vice President Reported ****	Months Since Last Activity Report ***	Account Balance	Donations for current Fiscal Year
			Number of times on status quo within last two years	If below 15 members appears				If net loss is greater than 20% appears			If no report in 3 months appears in	When more than one year appears in	Number of repeat terms	Notes the officers that do not have an active	If no report at 12 months appears in red		
Exc Award (06/30/2017, 06/30/2018)																	
23451	TAIPEI SOUTHWEST	04/09/1965	Active	38	10	3	7	22.58%	0	17	0			S,T,M,VP,SC	17		\$4,000.00
Exc Award (06/30/2016, 06/30/2017)																	
53915	TAIPEI STRONGSHINE	12/21/1992	Active	22	17	0	17	340.00%	0		1			P,S,T,M,VP SC	17		
Exc Award (06/30/2018)																	
42696	TAIPEI SUN	05/19/1983	Active	26	0	0	0	0.00%	0		6			S,T,M,VP,SC	13		\$2,000.00
Exc Award (06/30/2018, 06/30/2023)																	
23452	TAIPEI SUNG SHAN	04/15/1969	Active	29	4	4	0	0.00%	0	8	1			P,S,T,M,VP SC	17		\$1,000.00
Exc Award (06/30/2017, 06/30/2018, 06/30/20)																	
38704	TAIPEI SUNG SHAN TSU YOU	06/16/1980	Active	39	4	0	4	11.43%	0		1			P,S,T,M,VP SC	24+		\$8,000.00
Exc Award (06/30/2017, 06/30/2019, 06/30/20)																	
39641	TAIPEI SZE WEI	03/31/1981	Active	20	3	0	3	17.65%	0		0	1	None	P,S,T,M,VP SC	17		
Exc Award (06/30/2018)																	
30789	TAIPEI TAO CHIANG	05/06/1975	Active	37	2	0	2	5.71%	0		1			T,M,VP,SC	1		\$16,800.00
Exc Award (06/30/2017, 06/30/2018, 06/30/20)																	
61086	TAIPEI TIEN MEI	08/18/1998	Active	25	3	6	-3	-10.71%	0	4	0			P,S,T,M,VP SC	24+		\$2,000.00
Exc Award (06/30/2016, 06/30/2023)																	
33899	TAIPEI TIEN MU	05/06/1977	Active	39	4	0	4	11.43%	0		0			S,T,M,VP,SC	2		\$10,100.00
Exc Award (06/30/2018)																	
66330	TAIPEI TOP 1	06/28/2002	Active	17	2	1	1	6.25%	0	3	7			P,S,T,M,VP SC	17		
Exc Award (06/30/2018, 06/30/2019, 06/30/20)																	
57304	TAIPEI TORNG SHIN	08/28/1995	Active	34	9	0	9	36.00%	0		1			P,S,T,M,VP SC	18		\$3,000.00
Exc Award (06/30/2016, 06/30/2018, 06/30/20)																	
49208	TAIPEI TSYR HUEY	02/08/1989	Active	20	2	0	2	11.11%	0		4		2	P,S,T,M,VP SC	18		\$2,000.00
Exc Award (06/30/2018, 06/30/2024)																	
50037	TAIPEI TUNG YI	12/14/1989	Active	49	3	2	1	2.08%	0	3	5			P,S,T,M,VP SC	17		\$28,000.00
Exc Award (06/30/2017, 06/30/2018, 06/30/20)																	
129770	Taipei Tungnan University	01/23/2017	Active	9	2	0	2	28.57%	0		2			S,T,M,VP,SC	2		\$2,000.00
Exc Award (06/30/2023)																	



# Club Health Assessment for District 300A 1 through February 2025

			Status	Membership							Reports					Finance		LCIF
Club Number	Club Name	Charter Date		Current Member Count	YTD Members Added	YTD Members Dropped	YTD Net Growth	YTD Net Growth%	Member Count 12 Months Ago	Avg. length of service for dropped members	Months Since Last MMR ***	Yrs. Since Last Officer Report	President Rotation	Vice President Reported ****	Months Since Last Activity Report ***	Account Balance	Donations for current Fiscal Year	
			Number of times on status quo within last two years	If below 15 members appears				If net loss is greater than 20% appears			If no report in 3 months appears in	When more than one year appears in	Number of repeat terms	Notes the officers that do not have an active	If no report at 12 months appears in red			
44085	TAIPEI UNIVERSAL Exc Award (06/30/2019)	06/15/1984	Active	20	5	0	5	33.33%	0		4		2	P,S,T,M,VP SC	17		\$2,000.00	
61227	TAIPEI UNIVERSITY OF TECHNOLOGY Exc Award (06/30/2016, 06/30/2018, 06/30/2019)	11/03/1998	Active	65	4	2	2	3.17%	0	2	0			S,T,M,VP,SC	24+		\$14,000.00	
115669	TAIPEI WEIDE Exc Award (06/30/2016, 06/30/2017, 06/30/2018)	12/06/2011	Active	20	6	1	5	33.33%	0	0	1			S,T,M,VP,SC	N/A		\$1,000.00	
48907	TAIPEI WEN HUA Exc Award (06/30/2017, 06/30/2023, 06/30/2024)	09/26/1988	Active	23	6	6	0	0.00%	0	7	1			P,S,T,M,VP SC	17		\$5,800.00	
139632	Taipei Xin Dong	08/15/2019	Active	15	10	5	5	50.00%	0	2	2			P,S,T,M,VP SC	13			
115630	TAIPEI YES Exc Award (06/30/2019)	11/28/2011	Active	15	0	1	-1	-6.25%	0	1	7			P,S,T,M,VP SC	17			
120406	Taipei Yuan Hsin	09/24/2013	Active	25	9	0	9	56.25%	0		0			S,T,M,VP,SC	19		\$9,000.01	
122904	Taipei Yung Han Exc Award (06/30/2017, 06/30/2019)	08/07/2014	Active	20	9	3	6	42.86%	0	8	1			S,T,M,VP,SC	17		\$1,000.00	
49705	TAIPEI YUNG KANG Exc Award (06/30/2017, 06/30/2018, 06/30/2019)	06/19/1989	Active	17	2	2	0	0.00%	0	2	1			S,T,M,VP,SC	18			
143086	Taipei Zhong He Exc Award (06/30/2024)	10/12/2020	Active	35	9	6	3	9.38%	0	3	0			S,T,M,VP,SC	2		\$1,000.00	
23465	YANGMINGSHAN Exc Award (06/30/2017, 06/30/2018)	04/11/1968	Active	52	7	0	7	15.56%	0		0			P,S,T,M,VP SC	18		\$1,000.00	

Clubs Cancelled Previous Fiscal Year – Clubs Cancelled within last 12 months may be reinstated

Club Number	Club Name	Charter Date	Current Status*	Cancellation Date
23423	TAIPEI CHUNG HSIAO	11/05/1973	Cancelled(6*)	04/29/2024
133581	Taipei New Boss	01/17/2018	Cancelled(6*)	04/29/2024



## Club Health Assessment for District 300A 1 through February 2025

Club Number				Club Name				Charter Date				Status										Membership										Reports										Finance		LCIF																																																																																																																																																																					
												Current Member Count	YTD Members Added	YTD Members Dropped	YTD Net Growth	YTD Net Growth%	Member Count 12 Months Ago	Avg. length of service for dropped members	Months Since Last MMR ***	Yrs. Since Last Officer Report	President Rotation	Vice President Reported ****	Months Since Last Activity Report ***	Account Balance	Donations for current Fiscal Year																																																																																																																																																																																								
										Number of times on status quo within last two years										If below 15 members appears										If net loss is greater than 20% appears										If no report in 3 months appears in										When more than one year appears in										Number of repeat terms										Notes the officers that do not have an active										If no report at 12 months appears in red																																																																																																																																	
Current Total Clubs Count										YTD New Clubs Count										YTD Cancelled Clubs Count										YTD Net Club Gain										Current Total Members Count										YTD Add										YTD Drop										YTD Net Growth										YTD Net Growth %										Member Count 12 Months Ago										Average Member Count Per Club										% of Clubs with less than 20 members										% No MMR in 3 Months										% No Officer Report in 12 Months										% of Clubs with balance 90+ days										Number of Clubs in Status Quo										% Status Quo Clubs in Financial Suspension										Number of Cancelled Clubs										Average Cancelled Club Age										Members Lost Due to Cancellation										% of Clubs Cancelled for Non-Financial Reasons									
87										1										0										1										2,622										492										220										272										11.57%										0										30										11%										30%										2%										5%										0										0%										0										0										0										0									

\* - P - Priority Club. Cancellation Reasons: 1-Objectives/conduct, 2-Non-active club, 5-Non-existing club, 6-Disbanding, 7-Merger, 8-Financial Suspension, 9-District/Multiple District Dues.

\*\* - Abbreviation: P-President, S-Secretary, T-Treasurer, M-Member Chairperson, VP-First Vice President, MC-Communications Chairperson, SC-Service Chairperson

\*\*\* - Abbreviation: N/R - Never reported using the Lions Clubs website, N/A - Not applicable, No password registered for the Lions Clubs website.

\*\*\*\* - Abbreviation: N - New, IP - Immediate Past, R - Repeat.



# Club Health Assessment for District 300A 2 through February 2025

Club Number	Club Name	Charter Date	Status	Membership							Reports					Finance	LCIF
				Current Member Count	YTD Members Added	YTD Members Dropped	YTD Net Growth	YTD Net Growth%	Member Count 12 Months Ago	Avg. length of service for dropped members	Months Since Last MMR ***	Yrs. Since Last Officer Report	President Rotation	Vice President Reported ****	Months Since Last Activity Report ***	Account Balance	Donations for current Fiscal Year
			Number of times on status quo within last two years	If below 15 members appears				If net loss is greater than 20% appears			If no report in 3 months appears	When more than one year appears in	Number of repeat terms	Notes the officers that do not have an active	If no report at 12 months appears in red		
<b>Clubs less than two years old</b>																	
155502	Taipei Jiu Shing Huei	07/31/2023	Active	36	1	17	-16	-30.77%	0	1	1			N	S,T,M,VP,SC	N/R	\$1,002.78
<b>Clubs more than two years old</b>																	
55061	KING MAN	11/19/1993	Active	27	4	6	-2	-6.90%	0	5	1	1	None		P,S,T,M,VP SC	24+	
	Exc Award (06/30/2022)																
58921	KING MAN GOLDEN DRAGON	12/12/1996	Active	37	7	2	5	15.63%	0	2	2			N	P,S,M,SC	24+	\$2,003.78
	Exc Award (06/30/2017, 06/30/2018, 06/30/20)																
57299	KING MEN MU LAN	08/23/1995	Active	26	2	1	1	4.00%	0	2	2		2		T,M,VP,SC	24+	
	Exc Award (06/30/2019, 06/30/2023)																
48381	TAIPEI AI HUA	04/04/1988	Active	26	2	0	2	8.33%	0		7				S,T,M,VP,SC	24+	\$4,008.34
	Exc Award (06/30/2018, 06/30/2020, 06/30/20)																
40264	TAIPEI AI KUO	07/21/1981	Active	33	4	1	3	10.00%	0	1	1			N	M,SC	24+	\$4,009.12
	Exc Award (06/30/2017, 06/30/2023, 06/30/20)																
50462	TAIPEI AI XIN	04/24/1990	Active	37	8	0	8	27.59%	0		7			N	P,S,T,M,VP SC	19	\$3,006.06
	Exc Award (06/30/2016, 06/30/2017, 06/30/20)																
40796	TAIPEI AN HO	01/25/1982	Active	22	0	0	0	0.00%	0		8			N	M,VP,SC	19	
	Exc Award (06/03/2016, 06/30/2017, 06/30/20)																
49706	TAIPEI BEIJING	06/21/1989	Active	27	1	0	1	3.85%	0		4				S,T,M,VP,SC	19	
	Exc Award (06/03/2016, 06/30/2021)																
120361	Taipei Bright Star	09/17/2013	Active	90	29	6	23	34.33%	0	2	1			N	M,VP,SC	19	\$3,005.26
	Exc Award (06/30/2017, 06/30/2019, 06/30/20)																
23431	TAIPEI CAPITAL	06/17/1959	Active	56	6	2	4	7.69%	0	2	2			N	T,SC	24+	383,566.21
	Exc Award (06/30/2017, 06/30/2019, 06/30/20)																
48678	TAIPEI CAPITOL	06/14/1988	Active	31	2	0	2	6.90%	0		5				S,M,VP	19	\$1,001.09
	Exc Award (06/30/2016, 06/30/2023)																
23432	TAIPEI CENTRAL	04/28/1961	Active	31	4	2	2	6.90%	0	18	0			N	M,VP	24+	\$2,004.56
	Exc Award (06/30/2017, 06/30/2022, 06/30/20)																
23429	TAIPEI CHANG AN	11/26/1973	Active	32	0	0	0	0.00%	0		3			N	T,M,VP,SC	24+	\$2,006.09
	Exc Award (06/30/2018, 06/30/2020, 06/30/20)																





# Club Health Assessment for District 300A 2 through February 2025

			Status	Membership							Reports					Finance	LCIF	
Club Number	Club Name	Charter Date		Current Member Count	YTD Members Added	YTD Members Dropped	YTD Net Growth	YTD Net Growth%	Member Count 12 Months Ago	Avg. length of service for dropped members	Months Since Last MMR ***	Yrs. Since Last Officer Report	President Rotation	Vice President Reported ****	Months Since Last Activity Report ***	Account Balance	Donations for current Fiscal Year	
			Number of times on status quo within last two years	If below 15 members appears				If net loss is greater than 20% appears			If no report in 3 months appears in	When more than one year appears in	Number of repeat terms	Notes the officers that do not have an active	If no report at 12 months appears in red			
117411	TAIPEI CHANG HONG	07/23/2012	Active	43	2	1	1	2.38%	0	17	0			N	P,T,SC	24+		\$2,004.56
	Exc Award (06/30/2021, 06/30/2022, 06/30/2023)																	
48623	TAIPEI CHIAO YUN	05/20/1988	Active	17	0	0	0	0.00%	0		8				T,VP	24+		\$2,004.56
	Exc Award (06/30/2016, 06/30/2017, 06/30/2018)																	
23434	TAIPEI CHIEN CHENG	04/18/1968	Active	30	3	3	0	0.00%	0	18	0			N	S,T,M,VP,SC	24+		
	Exc Award (06/30/2021, 06/30/2023)																	
48677	TAIPEI CHIEN HUA	06/01/1988	Active	27	1	0	1	3.85%	0		7			N	S	24+		\$2,004.56
	Exc Award (06/30/2016, 06/30/2019, 06/30/2020)																	
37975	TAIPEI CHIEN KUO	01/21/1980	Active	27	4	4	0	0.00%	0	5	2			R	VP,SC	19		\$3,005.65
	Exc Award (06/30/2016, 06/30/2022, 06/30/2023)																	
115864	TAIPEI CHIH-CHENG	01/13/2012	Active	54	10	1	9	20.00%	0	13	0			N	M,SC	24+		\$28,039.64
	Exc Award (06/30/2018, 06/30/2019, 06/30/2020)																	
53222	TAIPEI CHING HWA	06/02/1992	Active	21	5	0	5	31.25%	0		1				P,T,M,VP,SC	24+		\$1,002.28
	Exc Award (06/30/2018, 06/30/2019, 06/30/2020)																	
36499	TAIPEI CHINGMEI	01/11/1979	Active	32	5	1	4	14.29%	0	1	1			N	VP,SC	18		\$1,001.09
	Exc Award (06/30/2018, 06/30/2020, 06/30/2021)																	
98117	TAIPEI CHOU YU	12/06/2006	Active	45	7	0	7	18.42%	0		0			N	T,M,VP,SC	19		\$6,011.30
	Exc Award (06/30/2019, 06/30/2021, 06/30/2022)																	
50660	TAIPEI CHUNG PEI	06/01/1990	Active	34	1	2	-1	-2.86%	0	7	1				S,VP	24+		\$1,002.28
	Exc Award (06/30/2017, 06/30/2019, 06/30/2020)																	
50515	TAIPEI CHUNG TE	05/04/1990	Active	26	0	0	0	0.00%	0		10		2		S,T,M,VP,SC	4		\$2,004.56
	Exc Award (06/30/2016, 06/30/2017, 06/30/2018)																	
46551	TAIPEI CHUNG YUAN	09/04/1986	Active	17	3	0	3	21.43%	0		5				S,VP	19		\$3,006.84
	Exc Award (06/30/2018, 06/30/2020, 06/30/2021)																	
49946	TAIPEI CHUNG-AI	11/10/1989	Active	32	4	1	3	10.34%	0	0	1			N	VP,SC	19		\$4,006.35
	Exc Award (06/30/2016, 06/30/2023, 06/30/2024)																	
35832	TAIPEI DIGNITY	06/07/1978	Active	30	5	0	5	20.00%	0		1			N	P,T,M,SC	24+		
	Exc Award (06/30/2016, 06/30/2020, 06/30/2021)																	
23435	TAIPEI DOWNTOWN	03/01/1958	Active	35	28	9	19	118.75%	0	3	0			N	T	16		



# Club Health Assessment for District 300A 2 through February 2025

			Status	Membership							Reports					Finance		LCIF
Club Number	Club Name	Charter Date		Current Member Count	YTD Members Added	YTD Members Dropped	YTD Net Growth	YTD Net Growth%	Member Count 12 Months Ago	Avg. length of service for dropped members	Months Since Last MMR ***	Yrs. Since Last Officer Report	President Rotation	Vice President Reported ****	Months Since Last Activity Report ***	Account Balance	Donations for current Fiscal Year	
			Number of times on status quo within last two years	If below 15 members appears			If net loss is greater than 20% appears				If no report in 3 months appears in	When more than one year appears in	Number of repeat terms	Notes the officers that do not have an active	If no report at 12 months appears in red			
Exc Award (06/30/2023, 06/30/2024)																		
124041	Taipei Dreamer Campus	01/21/2015	Active	34	17	1	16	88.89%	0	14	1		2	S,T,M,VP,SC	N/A			
37710	TAIPEI EAST GATE	11/19/1979	Active	32	8	2	6	23.08%	0	15	1			N	P,T,VP	24+	\$4,004.86	
Exc Award (06/30/2019, 06/30/2022)																		
110129	TAIPEI ELEGANT	01/14/2011	Active	5	12	17	-5	-50.00%	0	6	1		None	P,S,T,M,VP SC	24+		\$1,000.39	
Exc Award (06/30/2016, 06/30/2023)																		
77783	TAIPEI ELITE	11/06/2003	Active	64	7	2	5	8.47%	0	11	1			N	S,VP,SC	24+	\$10,023.46	
Exc Award (06/30/2017, 06/30/2019, 06/30/20)																		
128579	Taipei Elite Delicate	08/09/2016	Active	34	9	0	9	36.00%	0		6				P,T,M,VP,SC	24+		
128642	Taipei Elite Diamond	08/16/2016	Active	13	2	0	2	18.18%	0		1			N	P,S,SC	N/A		
Exc Award (06/30/2017, 06/30/2018, 06/30/20)																		
129362	Taipei Elite-Tutor	11/09/2016	Active	53	8	4	4	8.16%	0	2	1			N	M,SC	N/A		
Exc Award (06/30/2021)																		
32970	TAIPEI EVER GREEN	11/10/1976	Active	24	6	0	6	33.33%	0		1			N	P,S,M,SC	24+	\$1,002.78	
Exc Award (06/30/2018, 06/30/2020, 06/30/20)																		
120038	Taipei Excellence	07/29/2013	Active	37	7	9	-2	-5.13%	0	2	0			N	T	N/A	\$3,005.67	
Exc Award (06/30/2017, 06/30/2018, 06/30/20)																		
51070	TAIPEI FENG DER	11/13/1990	Active	25	0	1	-1	-3.85%	0	9	7			N	S,T,M,VP,SC	24+	\$4,008.73	
Exc Award (06/30/2021, 06/30/2023, 06/30/20)																		
136220	Taipei Feng Huang Art Aesthetics	08/09/2018	Active	77	18	0	18	30.51%	0		4			N	M	19	\$3,004.46	
Exc Award (06/30/2021, 06/30/2023, 06/30/20)																		
140668	Taipei Full Victory	01/08/2020	Active	40	10	0	10	33.33%	0		1			N	VP,SC	24+	\$2,002.18	
Exc Award (06/30/2021, 06/30/2024)																		
101435	TAIPEI GALAXY	03/03/2008	Active	14	4	3	1	7.69%	0	7	2				M,VP	24+	\$2,004.56	
Exc Award (06/30/2017, 06/30/2019, 06/30/20)																		
123407	Taipei Gemini	10/17/2014	Active	17	6	3	3	21.43%	0	2	2				S,T,M,VP	N/A		
Exc Award (06/30/2016, 06/30/2019, 06/30/20)																		
117481	TAIPEI GI SHINE	07/27/2012	Active	27	3	0	3	12.50%	0		0				M,VP,SC	N/A		
Exc Award (06/30/2021)																		



# Club Health Assessment for District 300A 2 through February 2025

			Status	Membership							Reports					Finance		LCIF
Club Number	Club Name	Charter Date		Current Member Count	YTD Members Added	YTD Members Dropped	YTD Net Growth	YTD Net Growth%	Member Count 12 Months Ago	Avg. length of service for dropped members	Months Since Last MMR ***	Yrs. Since Last Officer Report	President Rotation	Vice President Reported ****	Months Since Last Activity Report ***	Account Balance	Donations for current Fiscal Year	
			Number of times on status quo within last two years	If below 15 members appears					If net loss is greater than 20% appears			If no report in 3 months appears in	When more than one year appears in	Number of repeat terms	Notes the officers that do not have an active	If no report at 12 months appears in red		
60661	TAIPEI GIDA	04/16/1998	Active	19	2	1	1	5.56%	0	2	1			N	M,SC	24+		\$1,001.09
Exc Award (06/30/2018, 06/30/2023)																		
48830	TAIPEI GLORY	07/18/1988	Active	30	3	0	3	11.11%	0		6			N		19		\$2,002.18
Exc Award (06/30/2017, 06/30/2022, 06/30/20																		
23436	TAIPEI GRAND	04/19/1969	Active	38	1	1	0	0.00%	0	11	2			N		24+		
Exc Award (06/30/2018, 06/30/2023, 06/30/20																		
23454	TAIPEI GREAT GROUND	04/19/1969	Active	48	18	0	18	60.00%	0		1			N	S,T,M,VP	24+		
Exc Award (06/30/2017, 06/30/2021, 06/30/20																		
47363	TAIPEI GREEN MOUNTAIN	05/22/1987	Active	38	6	0	6	18.75%	0		6			N		24+		\$4,009.12
Exc Award (06/30/2019, 06/30/2021, 06/30/20																		
48831	TAIPEI HEROINE	07/27/1988	Active	20	11	6	5	33.33%	0	8	0				P,T,VP,SC	8		\$2,003.78
Exc Award (06/30/2018, 06/30/2020, 06/30/20																		
106063	TAIPEI HSIANG HONG	07/08/2009	Active	45	4	0	4	9.76%	0		1			N	M,SC	24+		\$16,033.42
Exc Award (06/30/2016, 06/30/2017, 06/30/20																		
53676	TAIPEI HSIANG SHUN	09/11/1992	Active	35	10	2	8	29.63%	0	2	0				M,VP,SC	24+		\$2,004.56
Exc Award (06/30/2021, 06/30/2023)																		
56824	TAIPEI HSIN DE	04/04/1995	Active	62	38	0	38	158.33%	0		4			N	T,M,SC	24+		\$1,001.89
Exc Award (06/30/2016, 06/30/2023, 06/30/20																		
23428	TAIPEI HUA CHIANG	07/27/1972	Active	30	4	3	1	3.45%	0	2	1			N	P,S,T,VP,SC	24+		\$2,002.98
Exc Award (06/30/2016, 06/30/2023)																		
123178	Taipei Huang Pu	09/25/2014	Active	25	9	0	9	56.25%	0		4				S,T,M,VP,SC	N/A		
Exc Award (06/30/2020)																		
39296	TAIPEI HWA SHAN	01/08/1981	Active	28	2	0	2	7.69%	0		2			N	P,M,SC	19		\$6,011.95
Exc Award (06/30/2016, 06/30/2017, 06/30/20																		
109310	TAIPEI ILIONS	09/27/2010	Active	38	4	0	4	11.76%	0		1			N	P,S,M,VP,SC	24+		\$1,001.89
Exc Award (06/30/2016)																		
23425	TAIPEI JEN AI	05/23/1973	Active	52	6	3	3	6.12%	0	14	2			N		19		\$5,011.38
Exc Award (06/30/2018, 06/30/2020, 06/30/20																		
30788	TAIPEI JEN TE	05/06/1975	Active	37	18	0	18	94.74%	0		7		2		T,M,VP,SC	24+		\$1,001.89



# Club Health Assessment for District 300A 2 through February 2025

			Status	Membership							Reports					Finance		LCIF
Club Number	Club Name	Charter Date		Current Member Count	YTD Members Added	YTD Members Dropped	YTD Net Growth	YTD Net Growth%	Member Count 12 Months Ago	Avg. length of service for dropped members	Months Since Last MMR ***	Yrs. Since Last Officer Report	President Rotation	Vice President Reported ****	Months Since Last Activity Report ***	Account Balance	Donations for current Fiscal Year	
			Number of times on status quo within last two years	If below 15 members appears					If net loss is greater than 20% appears				If no report in 3 months appears in	When more than one year appears in	Number of repeat terms	Notes the officers that do not have an active	If no report at 12 months appears in red	
Exc Award (06/30/2016, 06/30/2024)																		
120040	Taipei Jin Jhan	07/24/2013	Active	47	16	13	3	6.82%	0	3	2			P,S,VP	N/A		\$3,006.45	
Exc Award (06/30/2016, 06/30/2017, 06/30/2020)																		
88975	TAIPEI JING CAI	07/18/2005	Active	83	14	5	9	12.16%	0	8	1			N	S,T	19	\$13,021.32	
Exc Award (06/30/2016, 06/30/2017, 06/30/2020)																		
125654	Taipei Jing Cheng	08/24/2015	Active	31	2	1	1	3.33%	0	32	2			N		N/A	\$2,004.56	
Exc Award (06/30/2016, 06/30/2017, 06/30/2020)																		
128580	Taipei Jing Li Ching	08/09/2016	Active	22	8	0	8	57.14%	0		0			P,M,VP,SC	N/A		\$2,003.37	
Exc Award (06/30/2021)																		
64879	TAIPEI LONG FENG	12/26/2001	Active	16	5	1	4	33.33%	0	3	5			P,S,T,M,VP SC	24+			
Exc Award (06/30/2021, 06/30/2023)																		
62305	TAIPEI LONG HWA	08/13/1999	Active	22	8	0	8	57.14%	0		6			N	P,S,T,M,VP SC	24+	\$2,002.98	
Exc Award (06/30/2016, 06/30/2019, 06/30/2020)																		
23438	TAIPEI LONG RIVER	08/28/1973	Active	37	5	3	2	5.71%	0	4	2			N	M,VP,SC	9	\$2,004.17	
Exc Award (06/30/2016, 06/30/2018, 06/30/2020)																		
23440	TAIPEI LONG SHAN	04/29/1969	Active	40	3	0	3	8.11%	0		6			N	M,SC	19	\$4,504.99	
Exc Award (06/30/2018, 06/30/2021, 06/30/2020)																		
122765	Taipei Mai-Sen	07/14/2014	Active	24	1	1	0	0.00%	0	0	2			P,T,M,VP,SC	24+		\$1,001.09	
Exc Award (06/30/2021, 06/30/2022, 06/30/2020)																		
23441	TAIPEI METROPOLIS	01/17/1961	Active	26	1	0	1	4.00%	0		0			N		24+	\$1,002.28	
Exc Award (06/30/2019, 06/30/2020, 06/30/2020)																		
48291	TAIPEI MIN CHUAN	03/21/1988	Active	19	6	2	4	26.67%	0	2	2			P,T,M,VP,SC	24+			
Exc Award (06/30/2024)																		
106064	TAIPEI MOUNGAR	07/08/2009	Active	27	2	0	2	8.00%	0		1			S,M,VP,SC	24+		\$2,004.17	
Exc Award (06/30/2017, 06/30/2020, 06/30/2020)																		
35629	TAIPEI NAN MEN L C	05/16/1978	Active	29	7	3	4	16.00%	0	5	1			N	M,SC	24+	\$1,000.94	
Exc Award (06/30/2017, 06/30/2020, 06/30/2020)																		
23442	TAIPEI NANKING	11/02/1971	Active	30	8	0	8	36.36%	0		1			N	S,M,VP,SC	19	\$1,002.28	
Exc Award (06/30/2017, 06/30/2020, 06/30/2020)																		
48558	TAIPEI NEW GRAND	05/10/1988	Active	27	2	0	2	8.00%	0		0			N	T,VP,SC	24+		



# Club Health Assessment for District 300A 2 through February 2025

			Status	Membership							Reports					Finance		LCIF	
Club Number	Club Name	Charter Date		Current Member Count	YTD Members Added	YTD Members Dropped	YTD Net Growth	YTD Net Growth%	Member Count 12 Months Ago	Avg. length of service for dropped members	Months Since Last MMR ***	Yrs. Since Last Officer Report	President Rotation	Vice President Reported ****	Months Since Last Activity Report ***	Account Balance	Donations for current Fiscal Year		
			Number of times on status quo within last two years	If below 15 members appears					If net loss is greater than 20% appears					If no report in 3 months appears in	When more than one year appears in	Number of repeat terms	Notes the officers that do not have an active	If no report at 12 months appears in red	
Exc Award (06/30/2016, 06/30/2020, 06/30/2021)																			
48292	TAIPEI NEW TAIPEI	03/21/1988	Active	28	2	0	2	7.69%	0		6				P,S,T,M,VP SC	24+		\$3,003.28	
Exc Award (06/30/2019, 06/30/2020)																			
23443	TAIPEI NORTH	10/31/1962	Active	45	3	2	1	2.27%	0	4	2			N	T	24+		\$8,016.36	
Exc Award (06/30/2018, 06/30/2021)																			
23444	TAIPEI NORTHEAST	05/26/1965	Active	33	0	0	0	0.00%	0		10			N	M,SC	24+			
Exc Award (06/30/2017)																			
133433	Taipei Ntust EMBA	12/15/2017	Active	54	9	6	3	5.88%	0	2	2			N	T	15		\$3,002.83	
Exc Award (06/30/2018, 06/30/2019, 06/30/2020)																			
62600	TAIPEI OLD PINE	12/29/1999	Active	43	8	1	7	19.44%	0	7	1			N	P,S,T	24+		\$5,009.02	
Exc Award (06/30/2018, 06/30/2019, 06/30/2020)																			
38085	TAIPEI PA TEH	02/05/1980	Active	25	6	0	6	31.58%	0		6				T,M,VP	24+		\$2,004.56	
Exc Award (06/30/2018, 06/30/2020, 06/30/2021)																			
39074	TAIPEI PAI LING	11/12/1980	Active	40	9	1	8	25.00%	0	8	1			N	M,VP,SC	24+		\$1,001.89	
Exc Award (06/30/2023)																			
48733	TAIPEI PINE	06/17/1988	Active	16	1	1	0	0.00%	0	20	7			N	P,S,M,VP	24+			
Exc Award (06/30/2017, 06/30/2023)																			
37265	TAIPEI PO AI	06/07/1979	Active	25	3	8	-5	-16.67%	0	15	1			N	SC	14			
Exc Award (06/30/2017, 06/30/2020, 06/30/2021)																			
147700	Taipei Police	07/28/2021	Active	35	10	1	9	34.62%	0	3	2			N	T,VP	24+			
36246	TAIPEI REGO	11/27/1978	Active	33	7	0	7	26.92%	0		3			N	T,VP,SC	24+			
Exc Award (06/30/2016, 06/30/2021, 06/30/2022)																			
148272	Taipei Royal Knights	09/13/2021	Active	21	7	1	6	40.00%	0	0	1			N	M,SC	19			
Exc Award (06/30/2023)																			
60621	TAIPEI SANWIN	04/10/1998	Active	33	7	0	7	26.92%	0		1			N	M,SC	19			
Exc Award (06/30/2017, 06/30/2019, 06/30/2020)																			
102610	TAIPEI SHANG BIN	06/24/2008	Active	32	4	1	3	10.34%	0	0	2				P,T,M,VP,SC	24+		\$1,001.10	
Exc Award (06/30/2020, 06/30/2023, 06/30/2024)																			
147848	Taipei Shi Dai	08/11/2021	Active	30	14	0	14	87.50%	0		6				VP	24+		\$30,744.81	



## Club Health Assessment for District 300A 2 through February 2025

Club Number	Club Name	Charter Date	Status	Membership							Reports					Finance	LCIF
				Current Member Count	YTD Members Added	YTD Members Dropped	YTD Net Growth	YTD Net Growth%	Member Count 12 Months Ago	Avg. length of service for dropped members	Months Since Last MMR ***	Yrs. Since Last Officer Report	President Rotation	Vice President Reported ****	Months Since Last Activity Report ***	Account Balance	Donations for current Fiscal Year
			Number of times on status quo within last two years	If below 15 members appears				If net loss is greater than 20% appears			If no report in 3 months appears	When more than one year appears in	Number of repeat terms	Notes the officers that do not have an active	If no report at 12 months appears in red		
128297	Taipei Shining Zenith	07/18/2016	Active	38	11	1	10	35.71%	0	2	2			N	P,S,M,VP,SC	5	
	Exc Award (06/30/2016, 06/30/2024)																
23449	TAIPEI SHUANG YUAN	06/30/1971	Active	48	12	0	12	33.33%	0		0			N	M,SC	18	
	Exc Award (06/30/2016, 06/30/2020, 06/30/2024)																
23447	TAIPEI SI MEN	03/26/1971	Active	43	3	0	3	7.50%	0		1			N		19	\$5,015.22
	Exc Award (06/30/2018, 06/30/2019, 06/30/2020)																
84386	TAIPEI SOLAR	10/29/2004	Active	18	3	0	3	20.00%	0		7			N		24+	\$1,001.89
	Exc Award (06/30/2016, 06/30/2019, 06/30/2020)																
147626	TAIPEI SONG CHING	07/16/2021	Active	24	8	0	8	50.00%	0		2			N	P,S,T,M,VP SC	N/A	
54514	TAIPEI SONG HEH	05/25/1993	Active	24	8	1	7	41.18%	0	2	2			N	P,T,M,VP,SC	24+	\$1,002.28
	Exc Award (06/30/2017, 06/30/2023)																
23450	TAIPEI SOUTHEAST	04/15/1964	Active	43	7	1	6	16.22%	0	6	5			N	P,M	24+	\$6,017.50
	Exc Award (06/30/2019, 06/30/2021, 06/30/2024)																
106065	TAIPEI SUN MOON LIGHT	07/09/2009	Active	54	14	2	12	28.57%	0	3	1			N	M,SC	19	\$4,007.15
	Exc Award (06/30/2021, 06/30/2023)																
46519	TAIPEI SUNRISE	08/04/1986	Active	25	3	5	-2	-7.41%	0	17	1			N	T	19	\$2,002.18
	Exc Award (06/30/2017, 06/30/2023, 06/30/2024)																
23460	TAIPEI TA AN	04/18/1968	Active	17	3	1	2	13.33%	0	5	2			N	M,SC	19	
	Exc Award (06/30/2021)																
136328	Taipei Tai Chi Art Aesthetics	08/28/2018	Active	31	17	1	16	106.67%	0	1	1			N	S,T,M,SC	24+	\$1,002.28
	Exc Award (06/30/2022)																
29755	TAIPEI TAY PYNG	08/22/1974	Active	40	3	0	3	8.11%	0		1			N	M,SC	24+	\$7,165.45
	Exc Award (06/30/2021, 06/30/2024)																
56074	TAIPEI TEH SHIN	09/06/1994	Active	16	6	1	5	45.45%	0	19	2	1	None		P,S,T,M,VP SC	24+	\$1,002.28
	Exc Award (06/30/2016, 06/30/2022, 06/30/2024)																
119993	Taipei The Best	07/12/2013	Active	20	14	10	4	25.00%	0	5	2			N	M,SC	N/A	\$1,001.09
	Exc Award (06/30/2016, 06/30/2017, 06/30/2020)																
50265	TAIPEI TUNG HSIN	03/01/1990	Active	28	3	1	2	7.69%	0	16	1			N		17	\$1,003.04
	Exc Award (06/30/2023)																



## Club Health Assessment for District 300A 2 through February 2025

			Status		Membership						Reports					Finance		LCIF		
Club Number	Club Name	Charter Date			Current Member Count	YTD Members Added	YTD Members Dropped	YTD Net Growth	YTD Net Growth%	Member Count 12 Months Ago	Avg. length of service for dropped members	Months Since Last MMR ***	Yrs. Since Last Officer Report	President Rotation	Vice President Reported ****	Months Since Last Activity Report ***	Account Balance	Donations for current Fiscal Year		
			Number of times on status quo within last two years		If below 15 members appears				If net loss is greater than 20% appears			If no report in 3 months appears in	When more than one year appears in	Number of repeat terms		Notes the officers that do not have an active	If no report at 12 months appears in red			
29661	TAIPEI TZU CHIANG	07/26/1974	Active		38	2	4	-2	-5.00%	0	4	1			N	S,T,VP	19		\$5,012.47	
Exc Award (06/03/2016, 06/30/2018, 06/30/2020)																				
136175	Taipei Wang Kung	08/09/2018	Active		16	4	3	1	6.67%	0	13	1			N	S,T,M,SC	19			
Exc Award (06/30/2023)																				
120142	Taipei World Business	08/13/2013	Active		28	19	7	12	75.00%	0	1	1			N	T,M,VP,SC	19		\$2,003.37	
Exc Award (06/30/2016, 06/30/2017, 06/30/2020)																				
98772	TAIPEI WORLD TRADE	03/15/2007	Active		40	5	0	5	14.29%	0		7			N	M,VP	19		\$1,001.09	
Exc Award (06/30/2017, 06/30/2020, 06/30/2020)																				
63513	TAIPEI Y2K	08/11/2000	Active		75	6	0	6	8.70%	0		6			N	S,SC	24+		\$9,017.75	
Exc Award (06/30/2018, 06/30/2020, 06/30/2020)																				
121150	Taipei Yi Jiao	01/15/2014	Active		30	5	0	5	20.00%	0		1				T,VP,SC	N/A		\$5,005.46	
Exc Award (06/30/2018, 06/30/2021, 06/30/2020)																				
49900	TAIPEI YU SHENG	10/16/1989	Active		57	5	0	5	9.62%	0		7			N	M,SC	24+		\$1,002.28	
Exc Award (06/30/2016, 06/30/2018, 06/30/2020)																				
23456	TAIPEI YUANSHAN	06/03/1971	Active		38	5	2	3	8.57%	0	0	1				P,S,VP,SC	19		\$1,002.28	
Exc Award (06/30/2017, 06/30/2018, 06/30/2020)																				
117706	TAIPEI YUNG AN	08/23/2012	Active		38	34	21	13	52.00%	0	2	1			N	P,VP,SC	24+		\$5,010.06	
Exc Award (06/30/2019, 06/30/2020, 06/30/2020)																				
60499	TAIPEI YUNG HSIANG	03/18/1998	Active		36	9	0	9	33.33%	0		6			R	P,T,M,SC	24+		\$21,046.56	
Exc Award (06/30/2019, 06/30/2023, 06/30/2020)																				
Current Total Clubs Count	YTD New Clubs Count	YTD Cancelled Clubs Count	YTD Net Club Gain	Current Total Members Count	YTD Add	YTD Drop	YTD Net Growth	YTD Net Growth %	Member Count 12 Months Ago	Average Member Count Per Club	% of Clubs with less than 20 members	% No MMR in 3 Months	% No Officer Report in 12 Months	% of Clubs with balance 90+ days	Number of Clubs in Status Quo	% Status Quo Clubs in Financial Suspension	Number of Cancelled Clubs	Average Cancelled Club Age	Members Lost Due to Cancellation	% of Clubs Cancelled for Non-Financial Reasons
114	0	0	0	3,860	788	229	559	16.93%	0	34	12%	29%	2%	0%	0	0%	0	0	0	0%

\* - P - Priority Club. Cancellation Reasons: 1-Objectives/conduct, 2-Non-active club, 5-Non-existing club, 6-Disbanding, 7-Merger, 8-Financial Suspension, 9-District/Multiple District Dues.

\*\* - Abbreviation: P-President, S-Secretary, T-Treasurer, M-Member Chairperson, VP-First Vice President, MC-Communications Chairperson, SC-Service Chairperson

\*\*\* - Abbreviation: N/R - Never reported using the Lions Clubs website, N/A - Not applicable, No password registered for the Lions Clubs website.

\*\*\*\* - Abbreviation: N - New, IP - Immediate Past, R - Repeat.





## Club Health Assessment for District 300A 3 through February 2025

			Status	Membership						Reports					Finance		LCIF
Club Number	Club Name	Charter Date		Current Member Count	YTD Members Added	YTD Members Dropped	YTD Net Growth	YTD Net Growth%	Member Count 12 Months Ago	Avg. length of service for dropped members	Months Since Last MMR ***	Yrs. Since Last Officer Report	President Rotation	Vice President Reported ****	Months Since Last Activity Report ***	Account Balance	Donations for current Fiscal Year
			Number of times on status quo within last two years	If below 15 members appears				If net loss is greater than 20% appears			If no report in 3 months appears in	When more than one year appears in	Number of repeat terms	Notes the officers that do not have an active	If no report at 12 months appears in red		
Clubs less than two years old																	
157583	Taipei Evertrust Lions Club	03/19/2024	Active	68	38	0	38	126.67%	0		0		2	N	T,M	N/A	90+ Days
177216	Taipei He Xin	08/21/2024	Active	55	55	0	55	100.00%	0		0			N	M,SC	N/A	
157653	Taipei Stratagem	03/19/2024	Active	45	15	0	15	50.00%	0		0		2	N	M	4	
153891	Taipei Tian Hou	04/19/2023	Active	30	13	6	7	30.43%	0	1	0			N	M	N/A	
156616	Taipei Wen Tao	01/22/2024	Active	94	39	0	39	70.91%	0		0			N	P,T,M,VP	11	
179044	Taipei Xin Xin	11/22/2024	Active	66	66	0	66	100.00%	0		0			N	T,M,VP,SC	N/A	
Clubs more than two years old																	
85028	TAIPEI BI HU	03/15/2005	Active	47	12	0	12	34.29%	0		0			N	M	0	90+ Days
Exc Award (06/30/2024)																	
39740	TAIPEI CENTURY	04/21/1981	Active	32	4	1	3	10.34%	0	4	0			N	P,M	5	
Exc Award (06/30/2016, 06/30/2021, 06/30/2024)																	
23430	TAIPEI CHENG CHUNG	04/06/1968	Active	16	8	6	2	14.29%	0	7	0			N	T,M,VP	16	
Exc Award (06/30/2017, 06/30/2019)																	
136081	Taipei Chin Hsin	07/25/2018	Active	32	6	2	4	14.29%	0	6	2			R	T,M	11	90+ Days
Exc Award (06/30/2019, 06/30/2020, 06/30/2024)																	
100216	TAIPEI CHONG YAO	09/17/2007	Active	48	3	0	3	6.67%	0		6			N	M,VP	0	
Exc Award (06/30/2017, 06/30/2018, 06/30/2024)																	
30481	TAIPEI CHUNG CHENG	03/31/1975	Active	29	5	0	5	20.83%	0		6			N	M,VP	13	
Exc Award (06/30/2016, 06/30/2019, 06/30/2024)																	
48888	TAIPEI CHUNG HUA	09/08/1988	Active	31	6	5	1	3.33%	0	3	0			N	M,VP	13	90+ Days
Exc Award (06/30/2017, 06/30/2020, 06/30/2024)																	
58668	TAIPEI CHYUAN MEI	09/03/1996	Active	19	7	4	3	18.75%	0	5	1			N	P,M,VP	18	
Exc Award (06/30/2016, 06/30/2017, 06/30/2024)																	
124450	Taipei City Huei Chih	03/26/2015	Active	79	13	0	13	19.70%	0		0			N	S,T,M,VP	3	
Exc Award (06/30/2016, 06/30/2017, 06/30/2024)																	
108889	TAIPEI CITY KAM KONG	08/17/2010	Active	29	2	0	2	7.41%	0		6			N	M	13	90+ Days
Exc Award (06/30/2017, 06/30/2019, 06/30/2024)																	





# Club Health Assessment for District 300A 3 through February 2025

			Status	Membership							Reports					Finance	LCIF
Club Number	Club Name	Charter Date		Current Member Count	YTD Members Added	YTD Members Dropped	YTD Net Growth	YTD Net Growth%	Member Count 12 Months Ago	Avg. length of service for dropped members	Months Since Last MMR ***	Yrs. Since Last Officer Report	President Rotation	Vice President Reported ****	Months Since Last Activity Report ***	Account Balance	Donations for current Fiscal Year
			Number of times on status quo within last two years	If below 15 members appears					If net loss is greater than 20% appears			If no report in 3 months appears in	When more than one year appears in	Number of repeat terms	Notes the officers that do not have an active	If no report at 12 months appears in red	
31111	TAIPEI COUNTRY	07/28/1975	Active	37	2	5	-3	-7.50%	0	12	1			N	M	6	
Exc Award (06/30/2016, 06/30/2017, 06/30/2020)																	
145742	Taipei da Zhi	03/22/2021	Active	52	2	0	2	4.00%	0		1			N	M	1	
Exc Award (06/30/2022, 06/30/2023)																	
117669	TAIPEI DIAN FAN	08/17/2012	Active	47	13	2	11	30.56%	0	4	0			N	M	0	\$2,000.00
Exc Award (06/30/2019, 06/30/2020, 06/30/2020)																	
115274	TAIPEI DONG YI	10/11/2011	Active	35	7	0	7	25.00%	0		1			R	M,VP	N/A	\$1,000.00
Exc Award (06/30/2017, 06/30/2021)																	
62683	TAIPEI DUNG HU	01/18/2000	Active	71	5	1	4	5.97%	0	9	6			N	M	9	\$1,000.00
Exc Award (06/30/2016, 06/30/2017, 06/30/2020)																	
62292	TAIPEI FAR EAST	08/09/1999	Active	47	12	0	12	34.29%	0		0			N	T,M,SC	0	
Exc Award (06/30/2016, 06/30/2019, 06/30/2020)																	
23424	TAIPEI FU HSIN	06/23/1971	Active	29	2	1	1	3.57%	0	4	2			N	M,VP	11	\$3,000.00
Exc Award (06/30/2017, 06/30/2018, 06/30/2020)																	
59275	TAIPEI GLORIA	03/24/1997	Active	27	0	0	0	0.00%	0		7			N	P,T,M	12	\$3,000.00
Exc Award (06/30/2016, 06/30/2018, 06/30/2020)																	
128968	Taipei Happy	09/19/2016	Active	80	4	0	4	5.26%	0		1			N	M	10	
Exc Award (06/30/2021, 06/30/2022, 06/30/2020)																	
59506	TAIPEI HI STAR	05/01/1997	Active	49	10	0	10	25.64%	0		0			N	M,VP	4	\$9,000.00
Exc Award (06/30/2016, 06/30/2020, 06/30/2020)																	
33898	TAIPEI HSIN YI	05/19/1977	Active	47	1	1	0	0.00%	0	4	7				P,T,M,VP	10	\$1,000.00
Exc Award (06/30/2017, 06/30/2022, 06/30/2020)																	
62501	TAIPEI JAPANESE	11/16/1999	Active	26	2	1	1	4.00%	0	0	7				S,M,VP,SC	19	
Exc Award (06/30/2017, 06/30/2022)																	
117667	TAIPEI JENAI	08/17/2012	Active	118	14	1	13	12.38%	0	0	4			N	M,SC	12	\$2,000.00
Exc Award (06/30/2016, 06/30/2017, 06/30/2020)																	
97031	TAIPEI JIN YEN	04/27/2006	Active	19	2	1	1	5.56%	0	1	2			N	M	18	\$31,000.00
Exc Award (06/30/2016, 06/30/2020, 06/30/2020)																	
89449	TAIPEI JOIN SERVE	10/18/2005	Active	48	1	0	1	2.13%	0		7			N	P,S,T,M,VP	18	\$1,000.00




# Club Health Assessment for District 300A 3 through February 2025

			Status	Membership							Reports					Finance	LCIF		
Club Number	Club Name	Charter Date		Current Member Count	YTD Members Added	YTD Members Dropped	YTD Net Growth	YTD Net Growth%	Member Count 12 Months Ago	Avg. length of service for dropped members	Months Since Last MMR ***	Yrs. Since Last Officer Report	President Rotation	Vice President Reported ****	Months Since Last Activity Report ***	Account Balance	Donations for current Fiscal Year		
			Number of times on status quo within last two years	If below 15 members appears					If net loss is greater than 20% appears					If no report in 3 months appears in	When more than one year appears in	Number of repeat terms	Notes the officers that do not have an active	If no report at 12 months appears in red	
Exc Award (06/30/2017, 06/30/2021)																			
54786	TAIPEI JONG YIH	07/23/1993	Active	28	1	3	-2	-6.67%	0	4	2			N	M	6		\$3,043.74	
Exc Award (06/30/2018, 06/30/2021, 06/30/2022)																			
53732	TAIPEI KANG FU	10/12/1992	Active	17	2	2	0	0.00%	0	1	2			N	P,T,M,VP,SC	18			
Exc Award (06/30/2016, 06/30/2017, 06/30/2022)																			
54729	TAIPEI KINDNESS	07/09/1993	Active	29	11	5	6	26.09%	0	7	2			N	T,M,VP	11		\$1,000.00	
Exc Award (06/30/2016, 06/30/2018, 06/30/2022)																			
23439	TAIPEI KU TING	04/15/1969	Active	23	12	2	10	76.92%	0	1	2			N	P,T,M,VP	17		\$4,000.00	
49156	TAIPEI KUO HUA	01/18/1989	Active	32	13	3	10	45.45%	0	3	1			N	M	12		\$1,000.00	
Exc Award (06/30/2022, 06/30/2023)																			
51048	TAIPEI LILY	11/05/1990	Active	102	4	0	4	4.08%	0		0			N	T,M,VP,SC	9		\$5,000.00	
Exc Award (06/30/2018, 06/30/2019, 06/30/2022)																			
51968	TAIPEI MIN YU	08/20/1991	Active	42	9	0	9	27.27%	0		5				P,S,M,VP	9		\$2,999.28	
Exc Award (06/30/2017)																			
49007	TAIPEI MU LAN	11/08/1988	Active	15	4	0	4	36.36%	0		1			N	P,S,M,VP	24+		\$2,000.00	
Exc Award (06/30/2017, 06/30/2018)																			
56036	TAIPEI MU PEN	08/11/1994	Active	37	5	1	4	12.12%	0	22	1			N	P,S,T,M,VP	6			
Exc Award (06/30/2016, 06/30/2017)																			
23427	TAIPEI NAN KANG	12/10/1973	Active	48	3	1	2	4.35%	0	10	5			N	P,M,VP	13		\$1,000.00	
Exc Award (06/30/2016, 06/30/2017, 06/30/2022)																			
62801	TAIPEI NAN LUNG	02/17/2000	Active	18	2	0	2	12.50%	0		6			R	P,VP	18	90+ Days		
121141	Taipei Navigation	01/14/2014	Active	97	32	0	32	49.23%	0		0			N	M	2		\$1,000.00	
Exc Award (06/30/2017, 06/30/2019, 06/30/2022)																			
63626	TAIPEI NEW MILLENNIUM	10/12/2000	Active	105	30	0	30	40.00%	0		0			N	S,T,M,VP	13			
Exc Award (06/30/2017, 06/30/2019, 06/30/2022)																			
43789	TAIPEI PLUM FLOWER	04/05/1984	Active	27	0	0	0	0.00%	0		0			N	P,M,SC	22			
53839	TAIPEI SEVEN STAR	11/23/1992	Active	55	24	0	24	77.42%	0		0			N	M,VP,SC	2			
Exc Award (06/30/2016, 06/30/2017, 06/30/2022)																			
51998	TAIPEI SHU YING	09/09/1991	Active	121	5	0	5	4.31%	0		1			N	S,M	13			




# Club Health Assessment for District 300A 3 through February 2025

			Status	Membership							Reports					Finance		LCIF		
Club Number	Club Name	Charter Date		Current Member Count	YTD Members Added	YTD Members Dropped	YTD Net Growth	YTD Net Growth%	Member Count 12 Months Ago	Avg. length of service for dropped members	Months Since Last MMR ***	Yrs. Since Last Officer Report	President Rotation	Vice President Reported ****	Months Since Last Activity Report ***	Account Balance	Donations for current Fiscal Year			
			Number of times on status quo within last two years	If below 15 members appears					If net loss is greater than 20% appears			If no report in 3 months appears in	When more than one year appears in	Number of repeat terms	Notes the officers that do not have an active	If no report at 12 months appears in red				
Exc Award (06/30/2016, 06/30/2017, 06/30/2020)			Active	36	1	2	-1	-2.70%	0	2	2			N	S,M,VP	5		\$1,000.00		
47626	TAIPEI SUN RISE	06/30/1987		24	4	2	2	9.09%	0	2	1			N	M	11				
Exc Award (06/30/2016, 06/30/2017, 06/30/2020)			Active	24	4	2	2	9.09%	0	2	1			N	M	11	90+ Days			
58908	TAIPEI SURPASSING	12/06/1996		54787	TAIPEI TA HAN	07/23/1993	Cancelled(8*)	0	0	15	-15	-100.00%	0	4	1				None	P,S,T,M,VP SC
121140 Taipei Te Shiao			Active	40	32	0	32	400.00%	0	0	0			N	P,T,M	N/A				
Exc Award (06/30/2024)				136858	Taipei Tsung Cheng	11/28/2018	Active	35	9	1	8	29.63%	0	3	1				N	P,S,T,M,VP
Exc Award (06/30/2023)			Active	188	3	1	2	1.08%	0	22	4			N	M	0		\$5,000.00		
32253	TAIPEI TUN HUA	05/05/1976		40266	TAIPEI UNION	07/15/1981	Active	36	8	5	3	9.09%	0	2	0				N	S,T,M
Exc Award (06/30/2017, 06/30/2022, 06/30/2020)			Active	98	3	0	3	3.16%	0	0	1			N	M,VP,SC	18				
58644	TAIPEI UNITED	08/13/1996		51755	TAIPEI UNITY	06/07/1991	Active	31	6	1	5	19.23%	0	16	2				N	S,T,M,VP
Exc Award (06/30/2016, 06/30/2017, 06/30/2020)			Active	21	4	0	4	23.53%	0	0	6			R	M	18		\$1,000.00		
64701	TAIPEI UTOPIA	10/01/2001		62904	TAIPEI YA TAI	03/09/2000	Active	38	9	0	9	31.03%	0	0	0				N	T,M
Exc Award (06/30/2023)			Active	23	8	0	8	53.33%	0	0	1			N	S,T,M,VP,SC	N/A		\$1,000.00		
136243	Taipei Yi Kang	08/17/2018		103002	TAIPEI YOU BON	06/30/2008	Active	16	1	0	1	6.67%	0	0	7				R	P,S,T,M,VP SC
149841 Taipei Yuan Rong			Active	73	42	5	37	102.78%	0	3	0			N	M	11		\$5,000.00		
Exc Award (06/30/2023, 06/30/2024)				110805	TAIPEI YUN JIN	04/11/2011	Active	29	10	2	8	38.10%	0	1	2					M,VP
Exc Award (06/30/2016, 06/30/2024)																				



## Club Health Assessment for District 300A 3 through February 2025

			Status	Membership							Reports					Finance	LCIF
Club Number	Club Name	Charter Date		Current Member Count	YTD Members Added	YTD Members Dropped	YTD Net Growth	YTD Net Growth%	Member Count 12 Months Ago	Avg. length of service for dropped members	Months Since Last MMR ***	Yrs. Since Last Officer Report	President Rotation	Vice President Reported ****	Months Since Last Activity Report ***	Account Balance	Donations for current Fiscal Year
			Number of times on status quo within last two years	If below 15 members appears				If net loss is greater than 20% appears			If no report in 3 months appears in	When more than one year appears in	Number of repeat terms	Notes the officers that do not have an active	If no report at 12 months appears in red		

Clubs Cancelled Previous Fiscal Year – Clubs Cancelled within last 12 months may be reinstated

Club Number	Club Name	Charter Date	Current Status*	Cancellation Date
23457	TAIPEI YUNG LO	03/13/1973	Cancelled(8*)	06/29/2024

Current Total Clubs Count	YTD New Clubs Count	YTD Cancelled Clubs Count	YTD Net Club Gain	Current Total Members Count	YTD Add	YTD Drop	YTD Net Growth	YTD Net Growth %	Member Count 12 Months Ago	Average Member Count Per Club	% of Clubs with less than 20 members	% No MMR in 3 Months	% No Officer Report in 12 Months	% of Clubs with balance 90+ days	Number of Clubs in Status Quo	% Status Quo Clubs in Financial Suspension	Number of Cancelled Clubs	Average Cancelled Club Age	Members Lost Due to Cancellation	% of Clubs Cancelled for Non-Financial Reasons
61	2	1	1	2,936	666	88	578	24.51%	0	48	11%	25%	0%	11%	0	0%	1	83	15	-100%

\* - P - Priority Club. Cancellation Reasons: 1-Objectives/conduct, 2-Non-active club, 5-Non-existing club, 6-Disbanding, 7-Merger, 8-Financial Suspension, 9-District/Multiple District Dues.

\*\* - Abbreviation: P-President, S-Secretary, T-Treasurer, M-Member Chairperson, VP-First Vice President, MC-Communications Chairperson, SC-Service Chairperson

\*\*\* - Abbreviation: N/R - Never reported using the Lions Clubs website, N/A - Not applicable, No password registered for the Lions Clubs website.

\*\*\*\* - Abbreviation: N - New, IP - Immediate Past, R - Repeat.



# Club Health Assessment for District 300A 5 through February 2025

			Status	Membership							Reports					Finance		LCIF
Club Number	Club Name	Charter Date		Current Member Count	YTD Members Added	YTD Members Dropped	YTD Net Growth	YTD Net Growth%	Member Count 12 Months Ago	Avg. length of service for dropped members	Months Since Last MMR ***	Yrs. Since Last Officer Report	President Rotation	Vice President Reported ****	Months Since Last Activity Report ***	Account Balance	Donations for current Fiscal Year	
			Number of times on status quo within last two years	If below 15 members appears			If net loss is greater than 20% appears				If no report in 3 months appears in	When more than one year appears in	Number of repeat terms	Notes the officers that do not have an active		If no report at 12 months appears in red		
Clubs less than two years old																		
155268	I Lan Lan Hsin	07/19/2023	Active	38	4	0	4	11.76%	0		7			N	S,T,M,VP,SC	N/A		\$7,710.29
180228	Taitung Tung Ching	01/09/2025	Newly Chartered	30	30	0	30	100.00%	0		1				T,M,VP,SC	N/A		
Clubs more than two years old																		
35231	CHIAO HSI	03/07/1978	Active	45	8	0	8	21.62%	0		6			N	T,M,VP	24		
Exc Award (06/30/2016, 06/30/2018)																		
23375	HUALIEN	03/21/1964	Active	51	3	1	2	4.08%	0	40	6			N	SC	24+		\$5,001.86
34406	HUALIEN CENTER	08/19/1977	Active	30	0	1	-1	-3.23%	0	9	2			N	T,M,VP	10		\$1,000.26
40326	HUALIEN CHUNG SHAN	08/27/1981	Active	30	4	2	2	7.14%	0	23	2			N	T,VP	23		\$4,000.52
131689	Hualien Ci-Sin	06/26/2017	Active	32	3	0	3	10.34%	0		6				VP,SC	N/A		\$5,642.07
Exc Award (06/30/2018)																		
48975	HUALIEN CITY LONG YEN	10/24/1988	Active	43	3	5	-2	-4.44%	0	9	2			N	T,M,VP,SC	10		\$2,861.04
Exc Award (06/30/2016, 06/30/2019, 06/30/2020)																		
109307	HUALIEN EAST COAST	09/23/2010	Active	31	22	3	19	158.33%	0	3	4			N	SC	24+		\$1,000.23
44247	HUALIEN FAN CHA LAI	09/27/1984	Active	44	12	1	11	33.33%	0	40	2			N	T,M,VP,SC	24+		\$4,750.78
Exc Award (06/30/2016, 06/30/2020)																		
42211	HUALIEN HSINCHENG	01/07/1983	Active	31	4	1	3	10.71%	0	3	2			N	T,M,VP,SC	23		\$1,930.02
67484	HUALIEN HUEI LAN	03/25/2003	Active	25	6	3	3	13.64%	0	4	2				VP	6		\$3,503.62
109218	HUALIEN JIN HUA	09/10/2010	Active	12	6	1	5	71.43%	0	0	1			N		17		\$1,000.15
Exc Award (06/30/2016, 06/30/2018)																		
106778	HUALIEN JIN YING	10/19/2009	Active	20	2	0	2	11.11%	0		3			N	M	22		\$1,000.00
126792	Hualien Kuai Le	02/15/2016	Active	21	2	0	2	10.53%	0		1			N	T,VP	0		\$1,000.09
Exc Award (06/30/2020)																		
49336	HUALIEN LIEN HUA	03/22/1989	Active	56	3	2	1	1.82%	0	5	1			N	M	0		\$21,303.45
Exc Award (06/30/2016, 06/30/2019)																		
89386	HUALIEN TUNG YANG	10/06/2005	Active	35	11	8	3	9.38%	0	2	2			N	P,T,M,VP,SC	24+		
Exc Award (06/30/2016)																		



# Club Health Assessment for District 300A 5 through February 2025

			Status	Membership							Reports					Finance		LCIF
Club Number	Club Name	Charter Date		Current Member Count	YTD Members Added	YTD Members Dropped	YTD Net Growth	YTD Net Growth%	Member Count 12 Months Ago	Avg. length of service for dropped members	Months Since Last MMR ***	Yrs. Since Last Officer Report	President Rotation	Vice President Reported ****	Months Since Last Activity Report ***	Account Balance	Donations for current Fiscal Year	
			Number of times on status quo within last two years	If below 15 members appears				If net loss is greater than 20% appears			If no report in 3 months appears in	When more than one year appears in	Number of repeat terms		Notes the officers that do not have an active	If no report at 12 months appears in red		
23376	I LAN Exc Award (06/30/2016)	07/14/1971	Active	50	4	4	0	0.00%	0	3	2			N	P,T,M,SC	24+		\$1,501.73
51202	I LAN CHI HUA Exc Award (06/30/2016, 06/30/2023)	01/17/1991	Active	47	15	1	14	42.42%	0	3	3			N	P,S,T,M,VP SC	11		\$16,517.69
53605	I LAN CHUANG WEI Exc Award (06/30/2016, 06/30/2023)	08/18/1992	Active	47	4	0	4	9.30%	0		6			N	T,M,VP	24+		
52936	I LAN CHUNG SHAN Exc Award (06/30/2016, 06/30/2023)	04/13/1992	Active	65	6	1	5	8.33%	0	1	3			N	T,M,VP,SC	2		\$18,300.33
117687	I LAN ELITE Exc Award (06/30/2016, 06/30/2023)	08/21/2012	Active	94	37	0	37	64.91%	0		6			N	P,T,M,VP,SC	N/A		\$8,025.05
58396	I LAN ENTREPRENEUR Exc Award (06/30/2019)	06/07/1996	Active	42	5	2	3	7.69%	0	23	1			N	T,M,VP	17		
53651	I LAN FU CHENG Exc Award (06/30/2019)	09/02/1992	Active	29	2	1	1	3.57%	0	3	2			N	P,T,M,VP,SC	24+		\$5,000.10
68696	I LAN HSIEN HSIEH HO Exc Award (06/30/2016)	04/19/2003	Active	50	23	2	21	72.41%	0	10	1			N	T,M	24+		\$2,000.01
49518	I LAN HSIEN LAN YOUNG Exc Award (06/30/2016)	05/08/1989	Active	41	3	1	2	5.13%	0	14	6			N	M,VP	24+		
125715	I Lan Kavalan Campus Exc Award (06/30/2023)	08/27/2015	Active	7	0	0	0	0.00%	0		33	1	None		P,S,T,M,VP SC	N/A	90+ Days	
139653	I Lan Phoenix Exc Award (06/30/2023)	09/04/2019	Active	31	5	1	4	14.81%	0	3	3			N	P,S,VP,SC	N/A		\$1,000.09
47884	I LAN RENASCENCE Exc Award (06/30/2018)	11/17/1987	Active	41	3	2	1	2.50%	0	0	2			N	P,S,T,VP	24+		
68695	I LAN SUCCESS Exc Award (06/30/2018)	04/19/2003	Active	81	6	1	5	6.58%	0	16	3			N	P,S,T,M,VP SC	24+		\$9,001.27
51111	I LAN TUNG KUAN Exc Award (06/30/2019)	12/06/1990	Active	29	1	0	1	3.57%	0		6				S,T,M,VP,SC	13		\$1,000.02
57284	I LAN TZU HUI Exc Award (06/30/2019)	08/15/1995	Active	34	2	1	1	3.03%	0	17	5			N	T,VP	19		
65323	I LAN ZHONG YUAN Exc Award (06/30/2019)	05/02/2002	Active	32	11	0	11	52.38%	0		6				P,S,T,M,VP SC	24+		\$10,001.04
39447	ILAN CENTRAL Exc Award (06/30/2019)	02/05/1981	Active	71	6	1	5	7.58%	0	14	4				M,VP,SC	5		\$4,000.55
48383	ILAN CITY MUH LAN Exc Award (06/30/2019)	04/06/1988	Active	37	8	0	8	27.59%	0		1			N	T,M,VP,SC	16		\$5,200.65
43036	ILAN SANHSING Exc Award (06/30/2019)	09/08/1983	Active	39	1	1	0	0.00%	0	25	4			N	T,M,VP,SC	24+		\$4,009.39



# Club Health Assessment for District 300A 5 through February 2025

			Status	Membership							Reports					Finance		LCIF
Club Number	Club Name	Charter Date		Current Member Count	YTD Members Added	YTD Members Dropped	YTD Net Growth	YTD Net Growth%	Member Count 12 Months Ago	Avg. length of service for dropped members	Months Since Last MMR ***	Yrs. Since Last Officer Report	President Rotation	Vice President Reported ****	Months Since Last Activity Report ***	Account Balance	Donations for current Fiscal Year	
			Number of times on status quo within last two years	If below 15 members appears				If net loss is greater than 20% appears			If no report in 3 months appears in	When more than one year appears in	Number of repeat terms		Notes the officers that do not have an active	If no report at 12 months appears in red		
43382	ILAN YUANSHAN	01/10/1984	Active	41	6	0	6	17.14%	0		6			N	M,VP,SC	24+		\$7,301.91
	Exc Award (06/30/2018, 06/30/2023)																	
23386	KEELUNG	04/07/1959	Active	23	0	1	-1	-4.17%	0	1	2			N	VP	1		\$10,101.27
60723	KEELUNG AI HSIN	05/05/1998	Active	18	3	0	3	20.00%	0		5			N	P,T,M,VP,SC	18		\$360.39
23387	KEELUNG CENTRAL	12/23/1967	Active	26	7	3	4	18.18%	0	3	2	1	None		P,S,T,M,VP SC	24+		\$1,000.26
49801	KEELUNG CENTURY	08/14/1989	Active	25	12	0	12	92.31%	0		2		2		S,T,M,VP,SC	20		
38988	KEELUNG CHUNG CHENG	10/23/1980	Active	14	0	5	-5	-26.32%	0	22	2			N	S,T,M,VP,SC	24+		\$2,570.74
	Exc Award (06/30/2019, 06/30/2023)																	
55457	KEELUNG CHUNG HSIAO	03/23/1994	Active	22	4	0	4	22.22%	0		6				T,M,VP,SC	24+		\$1,420.23
	Exc Award (06/30/2019)																	
57285	KEELUNG CHUNG SHAN	08/15/1995	Active	21	3	0	3	16.67%	0		6			N	T,M,VP,SC	16		\$1,001.09
	Exc Award (06/30/2019)																	
44087	KEELUNG EVER GREEN	06/30/1984	Active	14	0	0	0	0.00%	0		6			N	P,S,T,M,VP SC	24+		\$2,300.41
62469	KEELUNG FENG HUANG	11/04/1999	Active	51	5	0	5	10.87%	0		2			N	T,M	0		\$29,200.00
	Exc Award (06/30/2018, 06/30/2019)																	
99543	KEELUNG HELLO	06/05/2007	Active	98	22	0	22	28.95%	0		1			N	T,M,VP,SC	0		\$33,563.64
	Exc Award (06/30/2016, 06/30/2019)																	
48384	KEELUNG HSIN HO	04/06/1988	Active	10	2	0	2	25.00%	0		6				T,VP,SC	24+		
	Exc Award (06/30/2023)																	
52656	KEELUNG HSIN I	03/04/1992	Active	31	5	0	5	19.23%	0		0			N	T	24+		\$6,500.66
	Exc Award (06/30/2019)																	
123155	Keelung Ideal	09/19/2014	Active	29	7	1	6	26.09%	0	1	2			N	SC	4		\$3,000.44
	Exc Award (06/30/2019)																	
45186	KEELUNG JEN AI	06/19/1985	Active	13	0	0	0	0.00%	0		6		None		P,T,M,VP,SC	24+		
55570	KEELUNG KUAN TU	04/18/1994	Active	15	1	0	1	7.14%	0		3			N	P,VP,SC	24+		\$750.25
49802	KEELUNG KWANG HUA	08/14/1989	Active	15	11	0	11	275.00%	0		4	1	None		P,S,T,M,VP SC	24+		\$1,189.89
49136	KEELUNG MUH LAN	01/06/1989	Active	29	8	1	7	31.82%	0	1	1			N	T,M,VP,SC	10		\$14,600.90
	Exc Award (06/30/2018)																	






# Club Health Assessment for District 300A 5 through February 2025

			Status	Membership							Reports					Finance	LCIF
Club Number	Club Name	Charter Date		Current Member Count	YTD Members Added	YTD Members Dropped	YTD Net Growth	YTD Net Growth%	Member Count 12 Months Ago	Avg. length of service for dropped members	Months Since Last MMR ***	Yrs. Since Last Officer Report	President Rotation	Vice President Reported ****	Months Since Last Activity Report ***	Account Balance	Donations for current Fiscal Year
			Number of times on status quo within last two years	If below 15 members appears				If net loss is greater than 20% appears			If no report in 3 months appears in	When more than one year appears in	Number of repeat terms	Notes the officers that do not have an active	If no report at 12 months appears in red		
51894	KEELUNG OCEANIC	07/15/1991	Active	26	0	0	0	0.00%	0		6		2	N	T,M,SC	24+	
51949	KEELUNG ORIENT	08/12/1991	Active	33	5	1	4	13.79%	0	1	2				S,T,VP,SC	24+	\$1,820.64
	Exc Award (06/30/2016, 06/30/2019, 06/30/2020)																
47008	KEELUNG PEACE	03/03/1987	Active	21	0	0	0	0.00%	0		4				T,M,VP	2	\$6,000.90
	Exc Award (06/30/2020)																
38498	KEELUNG PORT L C	05/14/1980	Active	19	0	0	0	0.00%	0		6			N	T,M,VP	24+	\$1,000.26
54808	KEELUNG TSUR HUEI	08/05/1993	Active	57	7	3	4	7.55%	0	0	1			N	T	1	\$21,602.70
	Exc Award (06/30/2016)																
40444	KEELUNG TZYH CHYANG L C	10/22/1981	Active	24	2	3	-1	-4.00%	0	29	0				VP,SC	24+	
51485	KEELUNG UNITED	03/28/1991	Active	33	0	0	0	0.00%	0		5			N	S,T,M,VP	14	\$5,000.87
89213	KEELUNG YI PINYI	08/30/2005	Active(1)	23	4	0	4	21.05%	0		6			N	T,M,VP,SC	24+	\$5,360.78
129171	Keelung Zhen-Xing Campus	10/20/2016	Active	23	4	0	4	21.05%	0		2			N	T,SC	N/A	
23388	KUANG FU	06/15/1973	Active	23	1	2	-1	-4.17%	0	8	3			R	P,T,M,VP,SC	24+	
23390	LO TUNG	04/30/1969	Active	83	1	10	-9	-9.78%	0	24	3			N	T,M,VP,SC	1	\$5,000.31
23391	MEI LUN	04/24/1972	Active	49	1	8	-7	-12.50%	0	5	2			N	T,M,VP,SC	24+	\$20,003.93
	Exc Award (06/30/2016)																
137352	Ocean University	02/01/2019	Active	24	3	0	3	14.29%	0		4				T,M,VP,SC	20	
23401	SU AO	04/25/1970	Active	55	1	1	0	0.00%	0	9	4			N	T,M,VP	0	\$2,000.52
23459	TAITUNG	01/28/1967	Active	29	0	2	-2	-6.45%	0	25	3			N	T,SC	4	\$13,000.60
	Exc Award (06/30/2016)																
37380	TAITUNG CHENG KUNG L C	06/29/1979	Active	27	5	0	5	22.73%	0		3			N	T,VP	13	\$8,702.20
49008	TAITUNG CITY TUNG LAN	11/09/1988	Active	32	11	0	11	52.38%	0		1			N	T,M,VP	0	\$10,845.11
	Exc Award (06/30/2023)																
51679	TAITUNG HSIEN CHUNG HSING	05/13/1991	Active	37	3	1	2	5.71%	0	2	5			N	M	10	\$9,000.00
	Exc Award (06/30/2018)																
61800	TAITUNG HSIEN GREEN ISLAND	04/21/1999	Active	21	2	0	2	10.53%	0		2			N	M,VP,SC	3	\$1,000.02





## Club Health Assessment for District 300A 5 through February 2025

			Status	Membership							Reports					Finance	LCIF
Club Number	Club Name	Charter Date		Current Member Count	YTD Members Added	YTD Members Dropped	YTD Net Growth	YTD Net Growth%	Member Count 12 Months Ago	Avg. length of service for dropped members	Months Since Last MMR ***	Yrs. Since Last Officer Report	President Rotation	Vice President Reported ****	Months Since Last Activity Report ***	Account Balance	Donations for current Fiscal Year
			Number of times on status quo within last two years	If below 15 members appears				If net loss is greater than 20% appears			If no report in 3 months appears in	When more than one year appears in	Number of repeat terms	Notes the officers that do not have an active	If no report at 12 months red		
50427	TAITUNG HSIEN HSIN SHENG	04/17/1990	Active	49	6	0	6	13.95%	0		5			P,T,M,VP,SC	24+		
152817	Taitung Hsien Lanyu	10/21/2022	Active	30	4	5	-1	-3.23%	0	2	7			P,S,T,VP,SC	N/A		\$1,000.02
50139	TAITUNG HSIEN LEE YU SHAN	01/29/1990	Active	35	1	0	1	2.94%	0		4		N	P,T,M,VP,SC	24+		
23461	TAITUNG KUAN SAN	02/04/1968	Active	25	5	0	5	25.00%	0		5		N	T,M,VP,SC	10		\$1,127.37
59924	TAITUNG TAI MA LI	08/29/1997	Active	22	7	2	5	29.41%	0	0	2		N	P,T,M,VP,SC	24+		\$1,000.23
55571	TAITUNG TUNG HORNG	04/18/1994	Active	30	2	0	2	7.14%	0		1		N	T,M,VP,SC	3		\$1,580.60
38989	TAITUNG TZU CHIANG	10/23/1980	Active	43	18	0	18	72.00%	0		5			P,S,T,M,VP SC	24+		\$2,000.52
34324	TONG SAN L C	07/28/1977	Active	32	1	0	1	3.23%	0		5		N	T,M	6		\$2,050.30
	Exc Award (06/30/2018)																
34325	TOU CHEN L C	07/28/1977	Active	19	5	6	-1	-5.00%	0	13	3			T,M,VP,SC	24+		
	Exc Award (06/30/2023)																
35233	WU CHIEH L C	03/12/1978	Active	31	1	0	1	3.33%	0		5		N	P,M	15		\$8,000.35
139189	Yi-Lan Jiou Chiung Internet	07/11/2019	Active	34	9	10	-1	-2.86%	0	2	2		N	P,T,M,VP,SC	7		\$1,881.11

Clubs Cancelled Previous Fiscal Year – Clubs Cancelled within last 12 months may be reinstated

Club Number	Club Name	Charter Date	Current Status*	Cancellation Date
126848	Hualien Dong Tuo Campus	02/15/2016	Cancelled(6*)	06/29/2024

Current Total Clubs Count	YTD New Clubs Count	YTD Cancelled Clubs Count	YTD Net Club Gain	Current Total Members Count	YTD Add	YTD Drop	YTD Net Growth	YTD Net Growth %	Member Count 12 Months Ago	Average Member Count Per Club	% of Clubs with less than 20 members	% No MMR in 3 Months	% No Officer Report in 12 Months	% of Clubs with balance 90+ days	Number of Clubs in Status Quo	% Status Quo Clubs in Financial Suspension	Number of Cancelled Clubs	Average Cancelled Club Age	Members Lost Due to Cancellation	% of Clubs Cancelled for Non-Financial Reasons
84	1	0	1	2,925	470	112	358	13.95%	0	35	13%	57%	4%	1%	0	0%	0	0	0	0%

\* - P - Priority Club. Cancellation Reasons: 1-Objectives/conduct, 2-Non-active club, 5-Non-existing club, 6-Disbanding, 7-Merger, 8-Financial Suspension, 9-District/Multiple District Dues.

\*\* - Abbreviation: P-President, S-Secretary, T-Treasurer, M-Member Chairperson, VP-First Vice President, MC-Communications Chairperson, SC-Service Chairperson

\*\*\* - Abbreviation: N/R - Never reported using the Lions Clubs website, N/A - Not applicable, No password registered for the Lions Clubs website.

\*\*\*\* - Abbreviation: N - New, IP - Immediate Past, R - Repeat.